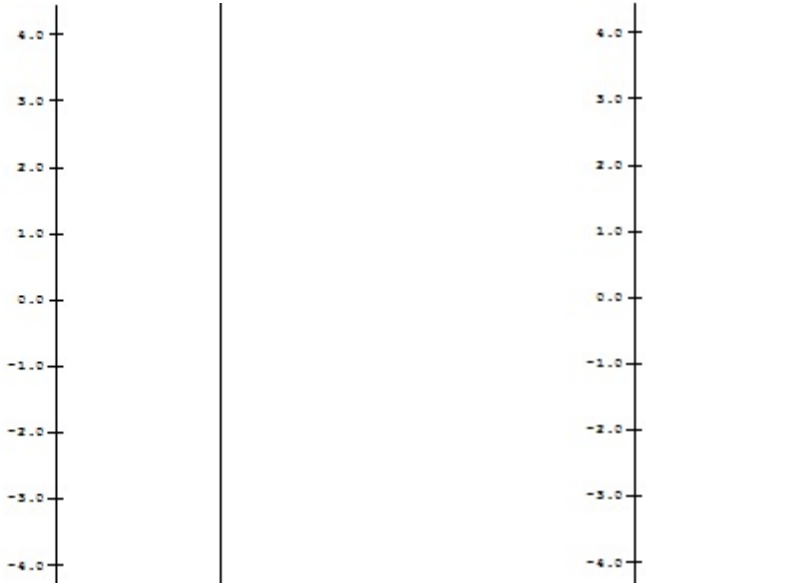


1.

- a. Complete the following tables for
- $m(x) = 2x$
- and
- $s(x) = x + 1$

x	$m(x) = 2x$	$s(x) = x + 1$
2		
1		
0		
-1		
-2		

- b. Using the data from part a), on separate diagrams sketch mapping diagrams for
- $m(x) = 2x$
- and
- $s(x) = x + 1$

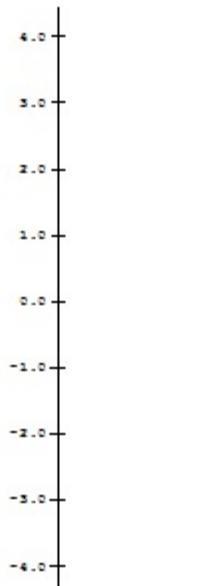


2. Let $q(x) = x^2$.

a. Complete the following table for $q(x) = x^2$.

x	$q(x) = x^2$
2	
1	
0	
-1	
-2	

b. Using the data from part a), sketch a mapping diagram for $q(x) = x^2$.



3.

a. Complete the following table for the composite function $f(x) = s(m(x)) = 2x + 1$.

x	$m(x) = 2x$	$s(m(x)) = 2x + 1$
2		
1		
0		
-1		
-2		

b. Use the table and the previous sketches of 1.b to draw a composite sketch of the mapping diagram with 3 axes for the composite function $f(x) = s(m(x)) = 2x + 1$

c. Draw a sketch for the mapping diagram with 2 axes of $f(x) = 2x + 1$.

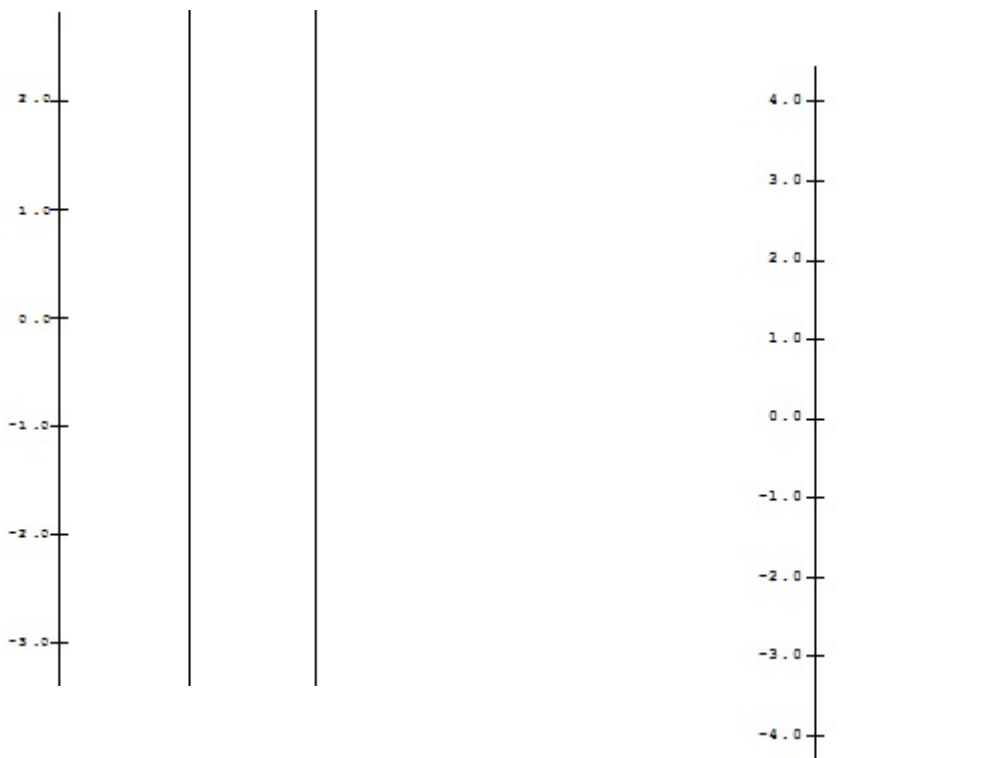


4. Let $q(x) = x^2$ and $R(x) = s(q(x)) = x^2 + 1$.

a. Complete the following tables for $q(x) = x^2$ and $R(x) = s(q(x)) = x^2 + 1$

x	$q(x) = x^2$	$R(x) = s(q(x)) = x^2 + 1$
2		
1		
0		
-1		
-2		

b. Using the data from part a), on separate diagrams sketch mapping diagrams for the composition $R(x) = s(q(x)) = x^2 + 1$ with three axes and then two axes.



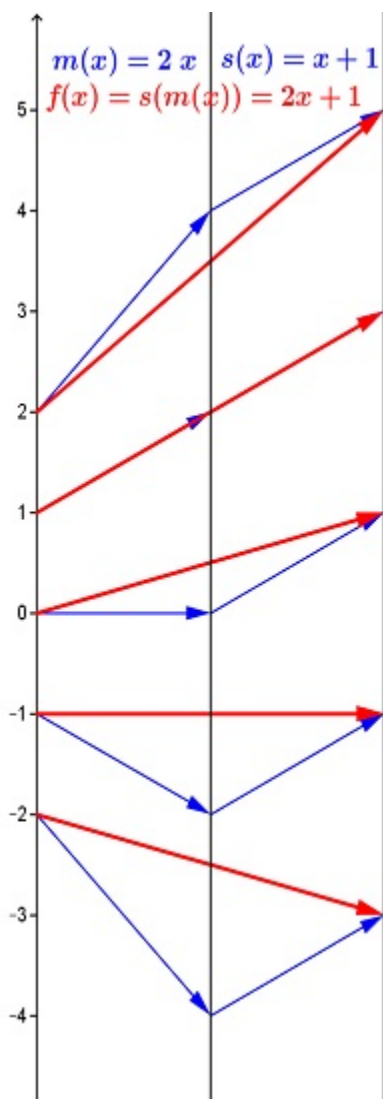
5. Solving Equations:
 a. Use a standard algebraic approach to solve the following equation. Show all steps.
 Check your answer.

$$2x + 1 = 5.$$

Work:

Check:

- b. On the mapping diagram below indicate by adding and circling numbers and arrows how the diagram visualizes the work in your algebraic solution of $2x + 1 = 5$.



6. Solving $2(x-3)^2 + 1 = 9$ with a mapping diagram.

a. Express $f(x) = 2(x-3)^2 + 1$ as composition of core linear and quadratic functions.

$$f(x) = h(m(q(z(x)))) \text{ where}$$

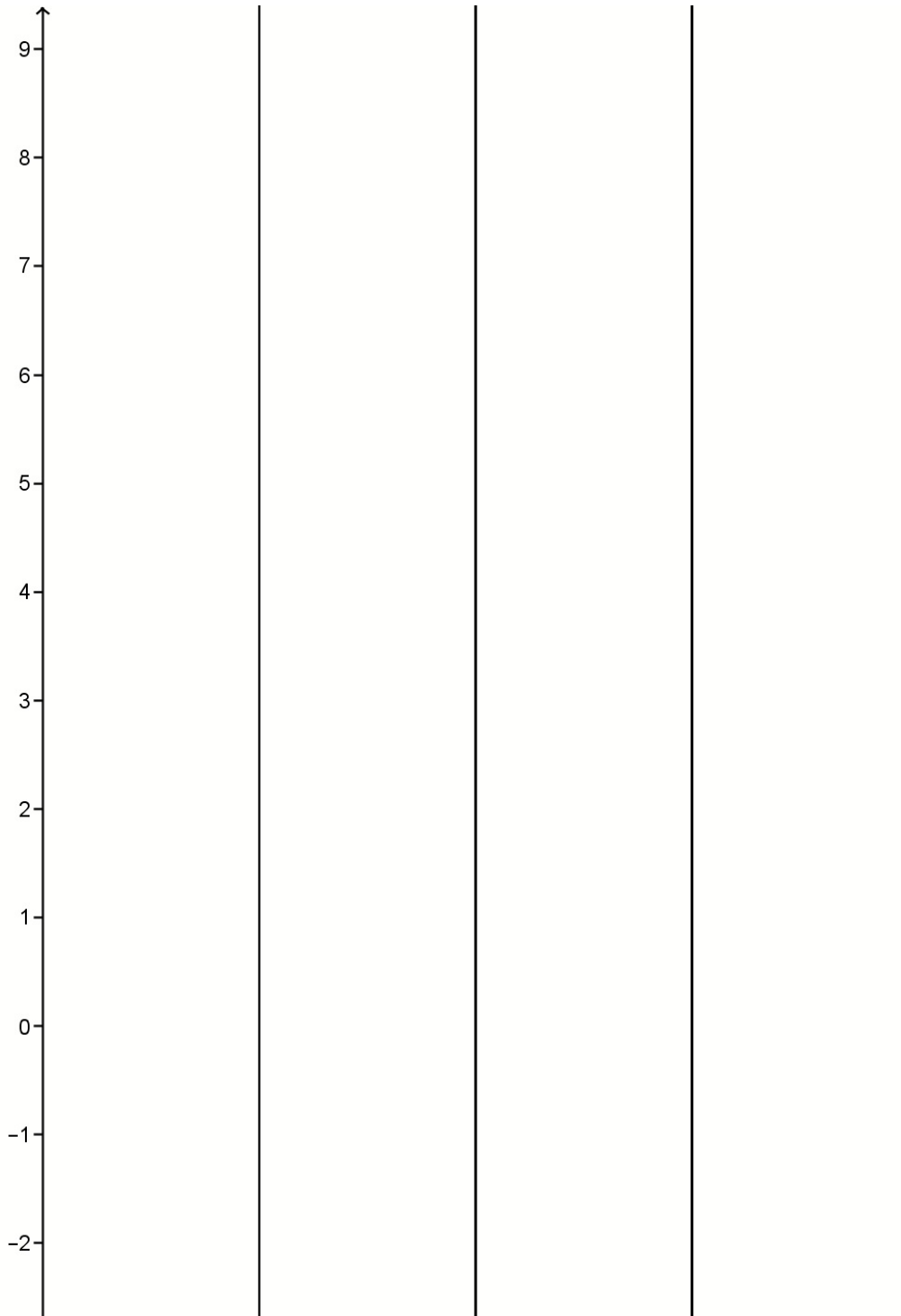
$$h(x) = \underline{\hspace{2cm}}$$

$$m(x) = \underline{\hspace{2cm}}$$

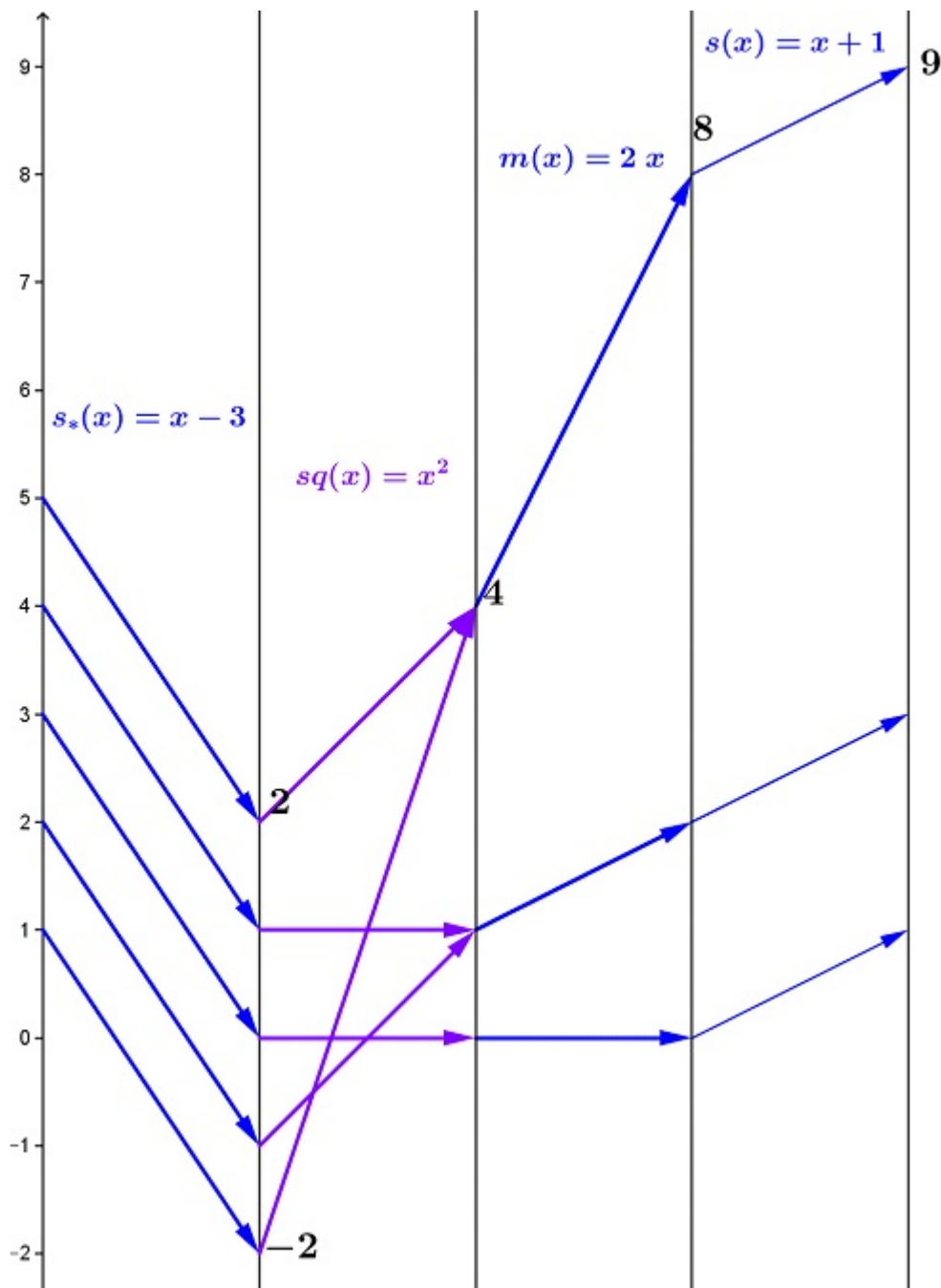
$$q(x) = \underline{\hspace{2cm}}$$

$$z(x) = \underline{\hspace{2cm}}$$

b. Sketch a mapping diagram for f as a composition.



- c. On the mapping diagram below indicate by circling numbers and arrows how the diagram visualizes the solution of $2(x-3)^2 + 1 = 9$. **Check the solutions.**



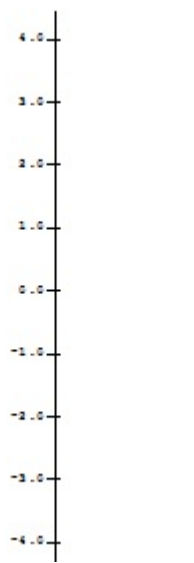
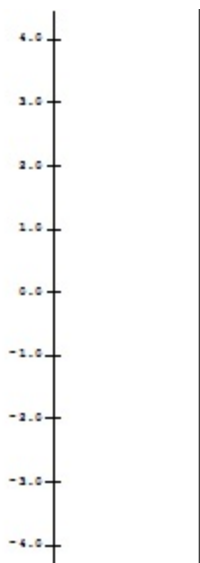
Check:

7. Let $f(x) = mx + b$ sketch mapping diagrams for the following:

Use the same scale for the second axis.

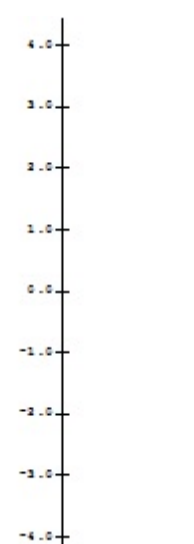

a. $m = -2; b = 1: f(x) = -2x + 1;$

d. $m = 0; b = 1: f(x) = 0x + 1$

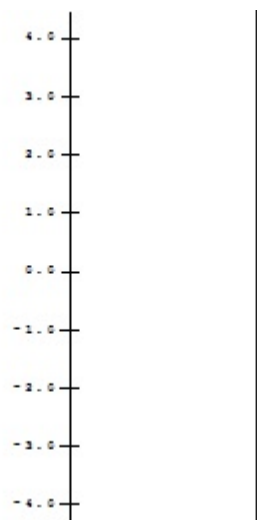


b. $m = 2; b = 1: f(x) = 2x + 1$

e. $m = 1; b = 1: f(x) = x + 1$



c. $m = \frac{1}{2}; b = 1: f(x) = \frac{1}{2}x + 1$



8.

a. Use a focus point in the mapping diagram to solve a linear equation:


$$2x + 1 = 4.$$

i. Consider $f(x) = 2x + 1$.

Draw the arrows for $0 \rightarrow f(0)$ and $1 \rightarrow f(1)$.

ii. Find the focus point for f .

iii. Connect the focus point to 4 on the target axis to find the solution on the source axis.



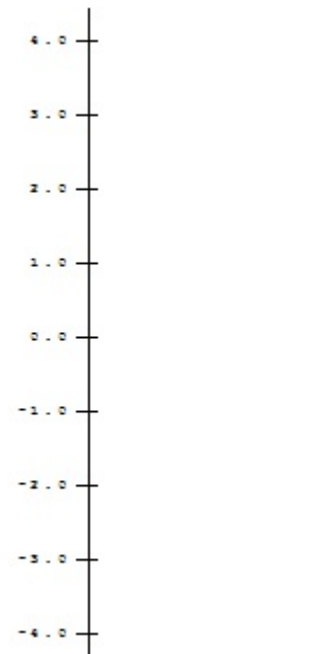
9. Suppose f is a linear function with $f(1) = 3$ and $f(3) = -1$.

a. Find the focus point of f .




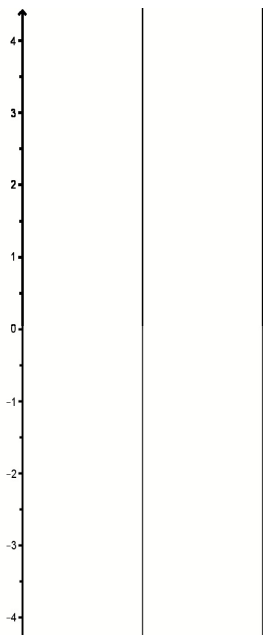
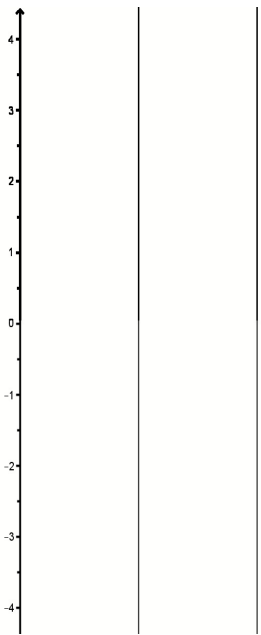
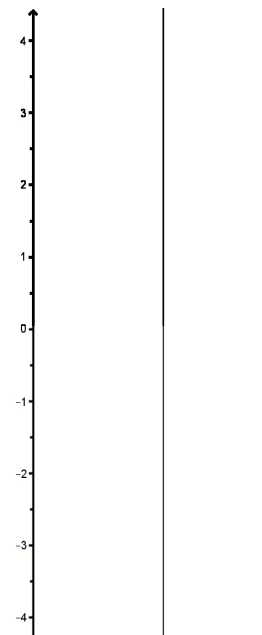
Without algebra

b. Use the focus point to find $f(0)$.





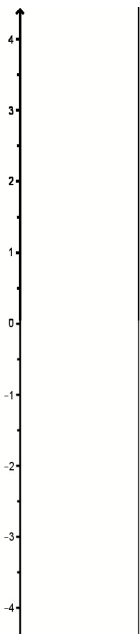
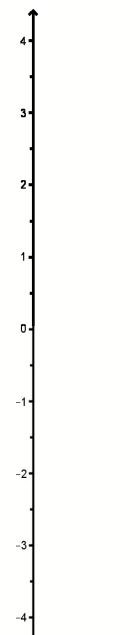
c. Use the focus point to find x where $f(x) = 0$.



Mapping Diagrams (2 and 3 Axes)

Mapping Diagrams (2 and 3 Axes)

Mapping Diagrams (2 and 3 Axes)

