

---

---


I. For this activity you will work with **our** congruent right triangles and three squares, one for each side of the triangle.

A. Use the four triangles and the two smaller squares to make a single square.  
What is the length of one side of this square? Ans. \_\_\_\_\_


Record below the pattern you use in the square labeled A.

B. Use the four triangles and the largest square to make a single square.  
What is the length of one side of this square? Ans. \_\_\_\_\_

Record the pattern you use below in the square labeled B.



A



B

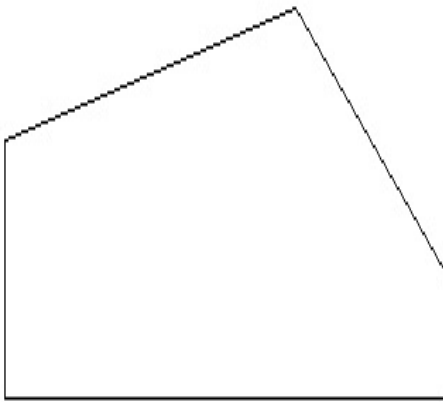
II. For this activity you will work with **two** congruent right triangles and three squares, one for each side of the triangle.

A. Use two triangles and the two smaller squares to make a single pentagon.  
Record below the pattern you use on the pentagon labeled A.

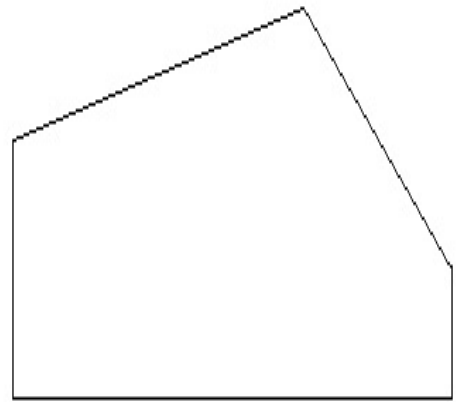
What are the lengths of the sides of the pentagon? Ans. \_\_\_\_\_

B. Use the two triangles and the largest square to make a single pentagon.  
Record below the pattern you use on the pentagon labeled B.

What are the lengths of the sides of the pentagon? Ans. \_\_\_\_\_



A



B

III. Using either I or II, write an explanation of why the previous work shows that the largest square has the same area as the two smaller squares combined.